

Important Note :

- 1) All measurements should be skin measurements. (i.e. it should not be loose or tight)
- 2) Always wear shooting Inner and then take the measurements.

FORM TO BE FILLED IN BLOCK LETTERS ONLY

For office use only Proposal No.

Handled By :

P. E. D. **D. E. D.**

.....

Right Hand : Height : (cm/inch) Male :

Left Hand : Weight: kg Female :

Delivery Expected by Customer :

Name to appear on Jacket with text color :

Country Code :

Jacket Piping color :

Name to appear on Trouser with text color :

Trouser Piping color :

Premium Material : White

Trimax Material : White

Capitex Material : White Black Red Grey

Canvas Material : Black Red Grey Blue Green

Leather Material : Black Red Green White Yellow Grey Pink Blue Orange

TOP GRIP : ELBOW SHOULDER KNEE

Standing :

Kneeling :

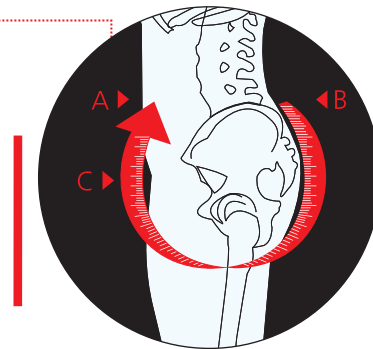
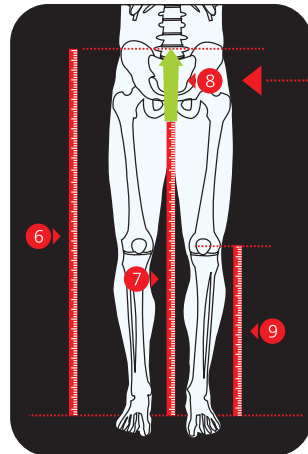
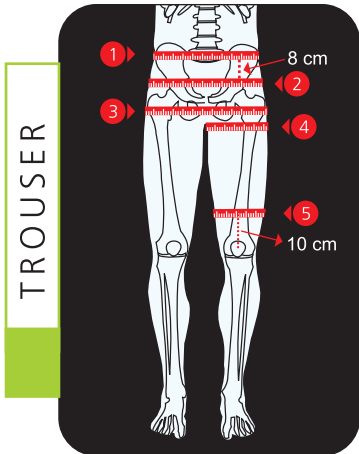
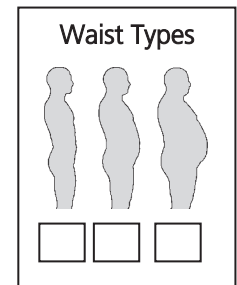
Prone :

Flag on Jacket Back :

Standard Color :

Multi Color :

| Model | Jacket | Trouser |
|----------------|--------------------------|--------------------------|
| Olympia Trimax | <input type="checkbox"/> | <input type="checkbox"/> |
| NSG Toplevel | <input type="checkbox"/> | <input type="checkbox"/> |
| Korean Square | <input type="checkbox"/> | <input type="checkbox"/> |
| Premium | <input type="checkbox"/> | <input type="checkbox"/> |
| Korean Promix | <input type="checkbox"/> | <input type="checkbox"/> |
| Pro | <input type="checkbox"/> | <input type="checkbox"/> |
| SemiPro | <input type="checkbox"/> | <input type="checkbox"/> |



(Crotch :
Place where the
legs join the body)

Crotch Girth :
8 ▶ Take the measurement
from the front part of the
waist (A) to the crotch (C)
and from crotch to the
back part of the waist (B)

cm/inch

Knee Length :
9 ▶ Take the measurement
from the centre of the
knee to the floor,
without shoes.

cm/inch

1 ▶ Waist Circumference
 cm/inch

2 ▶ The Horizontal
Circumference Measured
8 cm below the waist
circumference.
 cm/inch

3 ▶ Hip Circumference
 cm/inch

4 ▶ Upper Thigh Circumference :
Find the maximum
horizontal circumference
at upper thigh to
measure around.

cm/inch

5 ▶ Middle Thigh Circumference :
Find the maximum
circumference at 10 cm
above the knee joint to
measure around.

cm/inch

6 ▶ Trouser Length :
Take the measurement
from the waist along the hip
to the floor, without shoes.

cm/inch

7 ▶ Inside Leg Length :
Take the measurement from
crotch line along the leg to
the floor, without shoes.
with feet slightly apart.

cm/inch

Measurement Taken By :

Declaration : I hereby acknowledge that, production of my jacket & trouser will be made as per the given skin measurements.
Law of India will be applicable. Subject to Thane Jurisdiction, Maharashtra, India.

Customer's Sign :

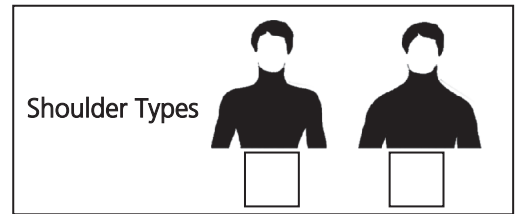
Remark :



10.9

Capapie Sports Equipments
Thane (W) - 400604 Maharashtra, India.
Customer Care No.: +91 7030576699

Serial No.CE



FORM TO BE FILLED IN BLOCK LETTERS ONLY

For office use only
Proposal No.

Reconfirming :

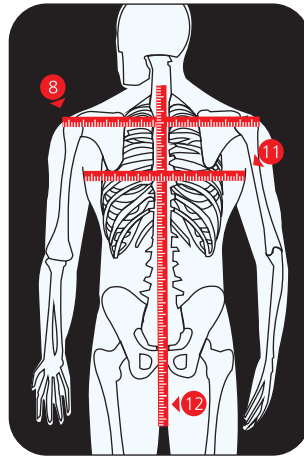
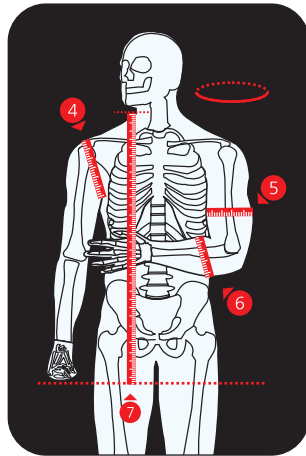
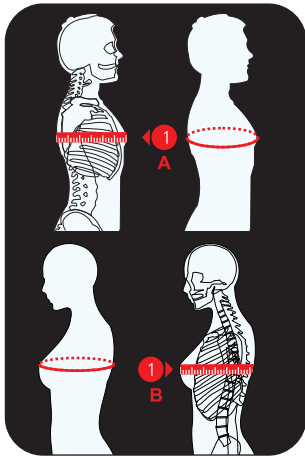
Name on Jacket :

| | | | | | | | | | | | |
|--|--|--|--|--|--|--|--|--|--|--|--|
| | | | | | | | | | | | |
|--|--|--|--|--|--|--|--|--|--|--|--|

Name on Trouser :

| | | | | | | | | | | | |
|--|--|--|--|--|--|--|--|--|--|--|--|
| | | | | | | | | | | | |
|--|--|--|--|--|--|--|--|--|--|--|--|

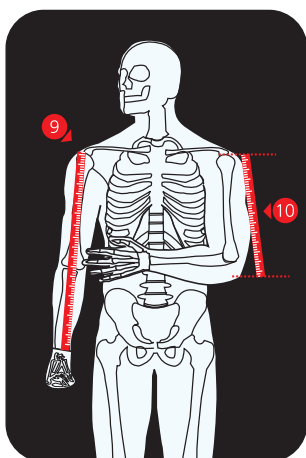
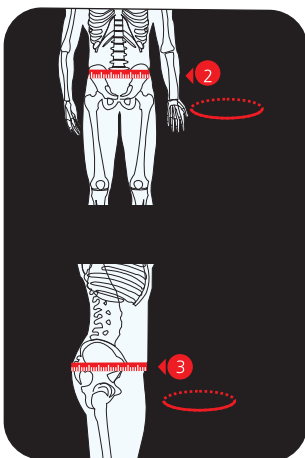
Important Note : The shooting jacket must not be longer than the bottom line of the fist, when the arms are straight. So draw imaginary straight bottom line of the fist and take the measurements.



Total Arm Length :
9 ▶ Take the measurement from the edge of the shoulder bone to the wrist bone, with arms straight.
..... cm/inch

Upper Arm Length :
10 ▶ Take the measurement from the edge of the shoulder bone to the elbow when the elbow is bent at 90 degree.
..... cm/inch

Back Width :
11 ▶ Take the measurement between the armpit at the back, keeping the measuring tape straight.
..... cm/inch



Upper Arm Circumference :
5 ▶ Take the measurement from upper arm at the bicep, when the elbow is bent at 90 degree.
..... cm/inch

Lower Arm Circumference :
6 ▶ Take the measurements of lower arm at the maximum circumference below the elbow.
..... cm/inch

Jacket Length :
7 ▶ Take the measurement from the highest point of the shoulder at the neck to the bottom line of the fist.
..... cm/inch

Jacket Length (from back) :
12 ▶ Take the measurement from the neck vertebra to the bottom line of the fist, with arms straight.
..... cm/inch

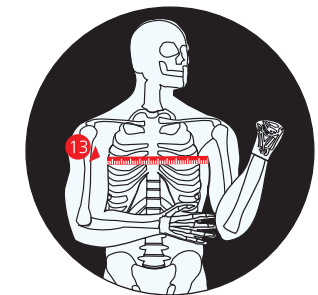
Chest Circumference :
1 ▶ Find maximum circumference at the chest to measure around.
..... cm/inch

Hip Circumference :
3 ▶ Find maximum circumference at the hip to measure around.
..... cm/inch

Waist Circumference :
2 ▶ Find maximum circumference at the waist above the hip bone to measure around.
..... cm/inch

Armpit Circumference :
4 ▶ Take the measurement from the armpit to outside edge of shoulder bone.
..... cm/inch

Shoulder Width :
8 ▶ Take the measurement between the edges of the shoulder bones, keeping the measuring tape straight.
..... cm/inch



Chest Width :
13 ▶ Take the measurement between the armpits at the upper chest in shooting position keeping measuring tape straight.
..... cm/inch

Customer's Sign :