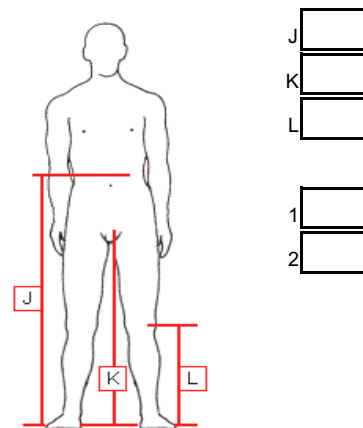
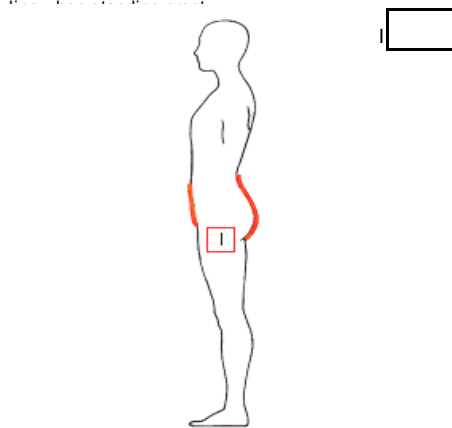
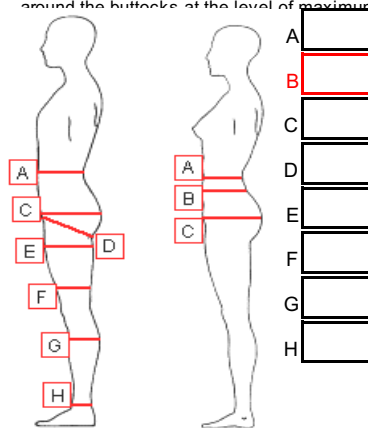


Please take all measurements exactly with normally used shooting underwear - Monard will add what is necessary to achieve an optimum fit.

1. HEIGHT - Measured Without Shoes
2. WEIGHT - Measured in underclothing
3. CHEST GIRTH - The maximum horizontal girth during normal breathing, standing erect, measured over the shoulder blades, under the armpit and across the chest. Normally level with the nipples
4. BUST GIRTH - (Women only) - The horizontal girth of the body, just below the breasts.
5. WAIST GIRTH - The girth of the natural waistline between the top of the hipbones and the lower ribs, measured when the person breathing normally and standing erect
6. HIP GIRTH - The horizontal girth measured around the buttocks at the level of maximum

7. ARM GIRTH - The maximum horizontal girth of the bicep, measured with the elbow bent at 90 degrees and the muscles relaxed.
8. WRIST GIRTH - The circumference of the wrist measured over the wrist knuckle.
9. CHEST HEIGHT (Women only) - The distance between the top of the shoulder, close to the neck, and the breast nipple.
10. ARMPIT GIRTH - The girth of the armpit, measured vertically.
11. ELBOW GIRTH - The girth of the elbow, measured over the point of the elbow when bent at 90 degrees.
12. WAISTLINE HEIGHT - The distance between the neck vertebrae and the natural waistline when standing erect.
13. NECK LENGTH - The distance between the neck vertebrae and the shoulders, measured in a straight

14. BACK WIDTH - The distance between the armpits measured over the shoulder blades.
15. ARM LENGTH - The distance between the top of the shoulder and the wrist knuckle, measured with the arm straight.
16. JACKET LENGTH - The distance between the neck vertebrae and the bottom of a clenched fist - measured with the arms straight.
17. SHOULDER WIDTH - The distance from the side of the neck to the end of the shoulder.
18. TOTAL SHOULDER WIDTH - The distance between the ends of the shoulders, measured over the back, following the shape of the body.
19. OVERARM LENGTH - The distance from the top of the shoulder to the point of the elbow, measured with the



Please take all measurements exactly with normally used shooting underwear - Monard will add what is necessary to achieve an optimum fit.

1. HEIGHT - Measured Without Shoes
2. WEIGHT - Measured in underclothing
- A. WAIST GIRTH - The girth of the natural waistline between the top of the hipbones and the lower ribs, measured when the person breathing normally and standing erect
- B. HIP GIRTH - (Women only) - The horizontal girth measured 6-8 cm below the natural waistline at the level of maximum circumference.
- C. SEAT GIRTH - The horizontal girth measured around the buttocks at the level of maximum circumference.

- D. GROIN GIRTH - The girth of the groin-line measured around the groin pit under buttocks of one leg. Right-handed shooters measure on the left side and vice-versa.
- E. UPPER LEG GIRTH - The maximum horizontal girth measured when standing erect.
- F. MIDDLE LEG GIRTH - The maximum horizontal girth measured when standing erect - measured 7 - 9 cm above the knee.
- G. CALF GIRTH - The maximum horizontal girth measured when standing erect.
- H. ANKLE GIRTH - The maximum horizontal girth measured when standing erect.

- I. CROTCH GIRTH - The distance between the natural waistline in front to the natural waistline behind, measured between the legs.
- J. TROUSERS LENGTH - The distance from the natural waistline to the soles of the feet, measured along the contour of the hip, without shoes.
- K. INSIDE LEG LENGTH - The distance between the crotch and the soles of the feet - without shoes - measured in a vertical line when standing erect with feet slightly apart.
- L. KNEE HEIGHT - The distance between the centre of the knee and the soles of the feet - without shoes - measured vertically.



Complete form and return to:

Edinkillie Sport Services

13 Chanonry Crescent

FORTROSE

IV10 8RH

e: info@edinkillie.co.uk

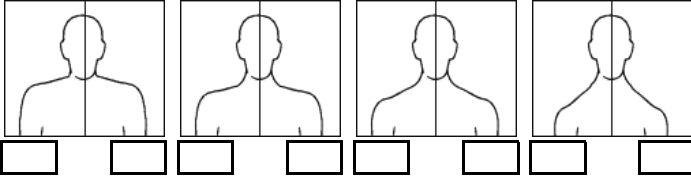
w: www.edinkillie.co.uk

Name	_____
Street	_____
City	_____
Post Code	_____
Phone	_____
E-mail	_____

STANDARD

SHAPE OF SHOULDERS

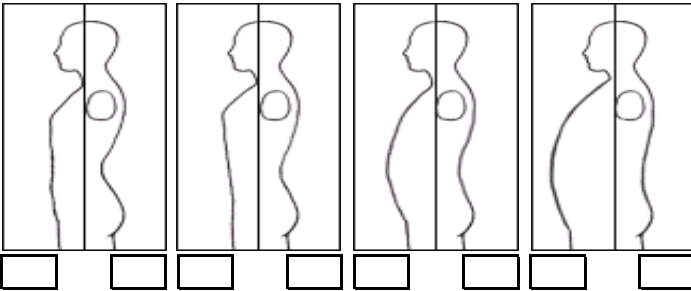
Select the shape of each shoulder, as seen from the front.



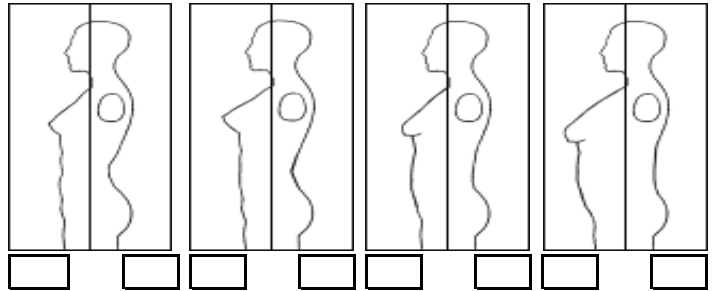
BODY SHAPE

Select gender and body shape - front and back.

☐ Male



☐ Female



CHOICE OF COLORS

Choose the color of each panel by writing the color number/letter into each square. Gray shaded squares should be filled with a letter for Leather colors, white squares with a number for Canvas colors. If you want to design your color scheme online, visit <https://www.monard.com/configure?productId=94>.

1

2

3

4

5

6

7

8

9

10

11

12

COLORS

CANVAS	LEATHER
1 PINK	L
2 MAROON	K
3 WHITE	A
4 YELLOW	G
5 GREEN	C
6 PURPLE	J
7 CANVAS	
8 BLUE	D
9 BLACK	H
10 RED	F
11 GREY	M
12 TURQUOISE	B
13 ORANGE	O
14 LIME	P

1

2

3

4

5

6

7

8

9

10

11

12

TEXT (additional cost)

Name on Jacket Country Color

Name on Trousers Country Color

☐ 13. Piping/Tubing - Trousers

13

14

15

16

17

18

19

20

21

22

23

24

25

☐ 26. Piping/Tubing - Jacket

1

2

3

4

5

6

7

8

9

10

11

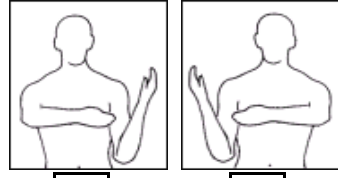
12

SHOOTER

Select whether you are;

Right Handed

Left Handed



OPTIONS

Offset Top Button*

Alu Buttons (add. Cost)

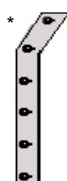
Braces (add. cost)

Belt (add. cost)

No

Yes

<input type="checkbox"/>	<input type="checkbox"/>
<input type="checkbox"/>	<input type="checkbox"/>
<input type="checkbox"/>	<input type="checkbox"/>
<input type="checkbox"/>	<input type="checkbox"/>



ADDITIONAL INFORMATION